



NAME

GRADE

WEEK ONE

ACTIVITY 1 >>> WORD SCRAMBLE



DOC: GREAT SCOTTS!!! I am so glad you guys are here to help me unscramble the words below. Use the hints to help you discover the secret words.

HELP DOC UNSCRAMBLE THE WORDS BELOW!

1. **ERMOSIP** Hint: God made this _____ to David, 1 Kings 6:12
□ □ □ □ □ □ □ □
2. **MOLOMOS** Hint: David's son's name , 1 King 5:1
□ □ □ □ □ □ □ □
3. **EMELPT** Hint: the glory of the lord filled the _____. 1 Kings 8:11
□ □ □ □ □ □ □ □
4. **MONGA** Hint: I will live _____ my people Israel. 1 Kings 6:13
□ □ □ □ □ □ □ □
5. **XFEL PAOTCROMC** Hint: what is the key to time travel according to Doc?
□ □ □ □ □ □ □ □ □ □ □ □ □ □ □ □ □ □
6. **EMTI** Hint: What kind of travel did doc discover?
□ □ □ □ □ □ □ □

BONUS WORD:

□ □ □ □ □ □ □ □

ANSWER KEY: 1. PROMISE, 2. SOLOMON, 3. TEMPLE, 4. AMONG, 5. FLEX COMPACTOR, 6. TIME, BONUS WORD: IMPACT

DOC: "Smarty and Solomon learned that the decisions we make today can have a great impact on our future. You too can make an impact on someone's life by being obedient to the instructions that God is giving you."

WEEK ONE

ACTIVITY 2 >>> IMPACT CARD



SMARTY: READ JOHN 3:16

"God so loved the world that he gave his one and only son.
ANYONE who believes in him will not die but will have eternal life."



SMARTY:

"Who is God's son? Jesus! Who did God send his son for? Anyone!
Another way we could say it is EVERYONE. God sent Jesus to die on
the cross for everyone.

Who is everyone? Your Mom, Dad, Neighbor, Sister, Brother, Friend,
Bully at school, Stranger at the grocery store... They are all everyone!
But the sad truth is everyone doesn't know Jesus yet or what He did
for them. It's our job to share what Jesus did with Everyone."



**OUR FUTURE IS
UNSTOPPABLE**

WE WILL MAKE A PLACE FOR:

CUT ON THE DOTTED LINE

WEEK TWO

ACTIVITY 1 >>> BLIND DRAWING



DOC: HEY WHO'S THERE?!

I can't see a thing with this blasted blindfold on. Did you know Closing your eyes can help you generate more ideas, especially when you're trying to be creative?

That reminds me of a game! Lets play the "Blind Drawing" game.



INSTRUCTIONS:

1. Find a partner
2. One partner sits in front of the other with their back to them.
3. **PARTNER 1** draws a picture with their finger on the back of **PARTNER 2**
4. With eyes closed **PARTNER 2** draws, in box #1, what they think **PARTNER 1** drew on their back.
5. Show your partner your drawing, laugh, then switch.

Use the drawing space #1 below when its your turn.

1

2



DOC: Drawing is a tough skill, but trying to draw someone else's idea while blindfolded is even harder.

Building God's house and creating a place for his people has been God's idea all along. We need to make sure we are doing it in God's way and not our own way. Building God's house is a lot easier if we just ask him how he wants us to do it. What is it called when we talk to God?... Oh, that's right...Prayer!

Now use drawing space number two. Talk with your partner this time, and together decide what picture you want to draw in that space. Then draw it.

I bet this time it will be a lot easier to make something amazing!"



WEEK TWO

ACTIVITY 2 >>> WHAT'S YOUR INVENTION?



SMARTY: READ JOHN 3:16

"God so loved the world that he gave his one and only son. ANYONE who believes in him will not die but will have eternal life."



CUT ON THE DOTTED LINE

SMARTY: Last week you wrote down and prayed over people who are not at church yet. Hopefully, you got creative this week thinking about different ways you can use your skills to help make a way for more people to experience Jesus.

Let's keep that creativity flowing and start planning for the TFH Kids Marketplace Event. Answer the following questions then cut out this page and take it home with you:

What is something you are really good at?

What is something you love creating?

SMARTY: Great job, now let's turn that creativity into something we can sell at the TFH Kids Marketplace Event. Here are some inventions, or ideas, to consider:



- Lemonade Stand
- Custom Stickers
- Candle Making
- Jewelry



- Baked Goods
- Clothing Design
- Art
- Dog Walking


Draw or write about your creation here:

SMARTY: EXCELLENT WORK! You guys have some impressive inventions. Keep doing this kind of work and you will be an inventor like Doc in no time! Now comes the most important step. We need to talk to God about our invention. Let's pray today and ask God what he wants us to do with this design, because God wants to share His plans with you."




WEEK THREE

ACTIVITY 1 >>> MAZE



DOC: GREAT SCOTT'S!!!

THIS LOOKS A-MAZE-ING! CAN YOU GUYS HELP ME GET TO THE CYBER TRUCK?



START HERE



DOC: EXCELLENT WORK! You stuck to it...You followed the plan... And now you have succeeded. That's what it takes to be a good Inventor. You must be surrendered to the process. I wouldn't have discovered time travel if I had given up every time the road got tough...oh No! I had to stick with it.



WEEK THREE

ACTIVITY 2 - MAKE A PLAN... GIVE GOD YOUR YES!



SMARTY: READ PSALM 51:10-12 NIRV

"God, create a pure heart in me. Give me a new spirit that is faithful to you. Don't send me away from you. Don't take your Holy Spirit away from me. Give me back the joy that comes from being saved by you. Give me a spirit that obeys you so that I will keep going."



SMARTY: This Psalm was written by King David after he had disobeyed God, in the Bible story we learned today. David was very sorry for all he had done and realized that God's way was better than his way. David was giving God his "YES" again.

Remember those names we prayed over a few weeks ago? They need us to say YES to whatever God is asking us to do in this campaign. You and I are just kids, we are not going to be able to physically build or purchase a building but we can get creative and use what we are good at to make a place for others.

Let's make a list below of all the things we might need for our TFH Kids Marketplace idea.



Examples: If you are making a lemonade stand you will need: lemons, sugar, cups, a pitcher.

Marketplace Idea:

List of supplies:

<input type="text"/>	<input type="text"/>
<input type="text"/>	<input type="text"/>
<input type="text"/>	<input type="text"/>
<input type="text"/>	<input type="text"/>
<input type="text"/>	<input type="text"/>
<input type="text"/>	<input type="text"/>

WEEK FOUR

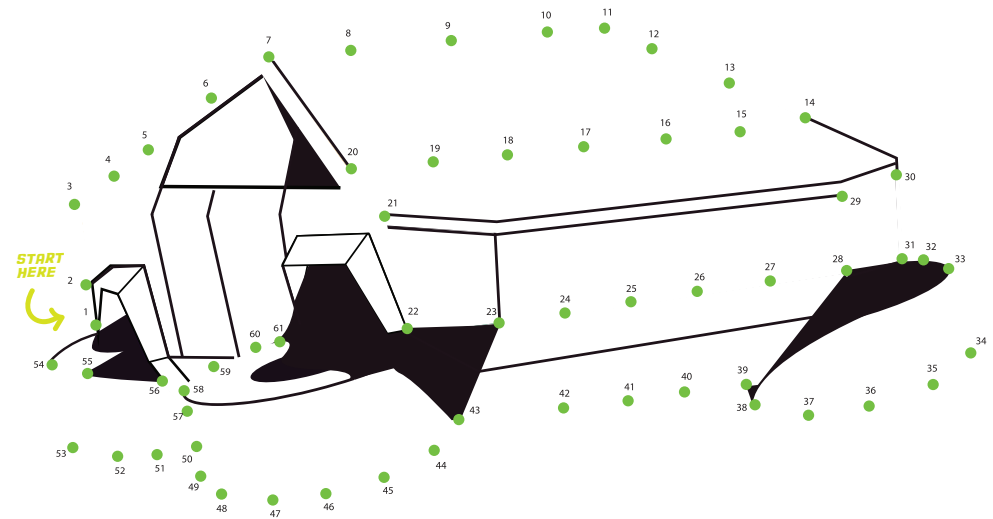
ACTIVITY 1 - DOT TO DOT



DOC: A PRIORITY IS SOMETHING THAT IS MORE IMPORTANT THAN OTHER THINGS AND NEEDS TO BE DONE OR DEALT WITH FIRST.



COMPLETE THE PICTURE BELOW BY FOLLOWING THE NUMBERS IN ORDER AND CONNECTING THE DOTS.



DOC: WOULD YOU LOOK AT THAT? IT'S THE CYBER TRUCK!

Well done! You followed instructions and prioritized the numbers according to their sequence and you were able to complete the picture. Can you imagine what this picture would have looked like if you had not followed the correct order and gone all willy-nilly? It would have been a mess, and you definitely would not have had a completed picture. Excellent work!



WEEK FOUR

ACTIVITY 2 - COOTIE CATCHER



SMARTY:

In today's Bible story, we learned all about how David always prioritized giving God all the credit for his successes. Building a house for people to meet with God each week is no small task... But if we take a cue from David and **put God's plan first**, we will totally have success!

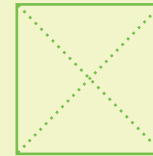


SMARTY: Let's make prioritizing fun this week! Follow the instructions below to make a PRIORITIES "cootie catcher". Use it this week to help you put God's plan first when it comes to building His house."



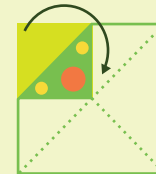
Instructions:

1. Cut out the Cootie Catcher
2. Follow the folding instructions below:



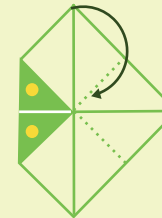
Step 1:

Fold the square paper corner to corner. Open the paper to see folds.



Step 2:

Fold corners back to the middle of the folds.



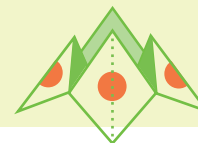
Step 3:

Turn the paper over. Fold the corners back to the middle of the folds.




Step 4:

Place your fingers under the tabs.



WEEK FIVE

ACTIVITY 1 - WORD SEARCH



DOC: GREAT SCOTT'S! I SEEM TO HAVE LOST MY WORDS. CAN YOU HELP ME SEARCH FOR THEM?



V	T	A	A	L	T	E	R	K	G
Y	S	S	R	J	F	N	R	Y	I
L	Y	M	I	A	H	Y	D	L	V
S	Z	Y	A	L	U	B	K	O	E
F	C	O	B	R	V	N	F	O	C
I	A	I	H	E	T	E	A	Q	D
F	N	N	E	T	S	Y	R	H	A
T	G	A	S	N	I	T	K	S	V
Y	E	A	Y	U	C	M	T	L	I
S	L	L	P	K	L	E	E	I	D

SCIENCE	ARAUNAH	SMARTY	FIFTY
SILVER	ALTER	BEST	DOC
TIME	ANGEL	DAVID	GIVE



DOC: Sometimes, giving God your best requires giving up something you may enjoy more in the moment. But in all my years of searching, in the past and the future, I have never found anything more fulfilling than giving God my best.



WEEK FIVE
ACTIVITY 2 - ROCK N' ROLL



SMARTY:

I totally got distracted this week! In the moment, it seemed more fun to play video games or ride my skateboard. But what I really wanted was to win 1st place at the science fair. Had I just taken a bit more time and given it my best I think I could have pulled it off.



When it comes to what God has asked you to do for His house it can be easy to get distracted. Let's do an experiment, fill out your answers below:

1. How much time did you spend this week watching TV? _____
2. How much time did you spend this week playing video games? _____
3. How much time this week did you spend praying? _____
4. How much time this week did you spend reading your Bible? _____

SMARTY: I bet these numbers are a little lopsided huh? That's ok! We did this experiment to show you that maybe you have more time than you thought you did. Maybe giving God your best this week is spending 15 minutes less on TV and reading your Bible instead. Or taking 30 minutes to work on your Invention for the TFH Kids Marketplace so we can all make a place for more people to meet with God.

LET'S DO ANOTHER EXPERIMENT...

INSTRUCTIONS:

1. Cut out and glue together the Dice provided by your small group leader.
2. This week take 5 minutes, Monday-Friday, to give God your Best.
3. During that 5 minutes, roll the dice and do whatever is next to the number you rolled.



PRAY for one of the names you wrote down on your impact card



WRITE down in a journal all the different ways that God is good.



READ [2 Samuel 24:18-25](#) in your Bible.



PRAY for one of the names you wrote down on your impact card




WORK on your TFH Kid Marketplace God idea.



READ [Colossians 3:23-24](#) in your Bible.

WEEK SIX

ACTIVITY 1 - LET'S PLAY A GAME!



DOC: YOU DID IT! You made it to the end of our journey through time. Hopefully you learned some important lessons along the way. And, just maybe, you even learned a little bit about yourself and who God made you to be.

SMARTY: I HAD SO MUCH FUN LEARNING WITH YOU GUYS!

I can't wait to see all your inventions at the TFH Kids marketplace next weekend! I am so proud of all of you for being so committed to making a place for all of God's people.



LET'S PLAY ONE LAST GAME TO RECAP ALL WE HAVE LEARNED!

INSTRUCTIONS:

1. Assemble your spinners.
2. Select a game piece.
3. Take turns with a partner spinning the wheel. Whatever color you land on is the color you move your game piece to.
4. If you land on a square with writing in it read it out loud.
5. If you land on a square with an arrow, follow the arrow to the appropriate space. (some arrows will move you forward and some arrows will send you backwards.)
6. The player that gets to the finish line first wins.





FINISH

DAVID COMMITS TO HELPING SOLOMON FINISH THE TEMPLE.

DAVID GAVE GOD HIS BEST WITH AN OFFERING.

DAVID DISOBEYS GOD AGAIN.

OH NO!

DAVID PUTS GOD FIRST AND HONORS HIM WITH A SONG.

GREAT SCOTT!

DAVID ASKS FOR FORGIVENESS.


SOLOMAN IS BORN.

DAVID DISOBEYS GOD.

DAVID ACCEPTS GOD'S PLAN.

GOD TELLS DAVID HIS SON WILL BUILD THE TEMPLE.

START



**BE STRONG AND BRAVE. DO THE WORK.
YOU WILL BUILD THE TEMPLE OF THE LORD.**

1 CHRONICLES 28:20